

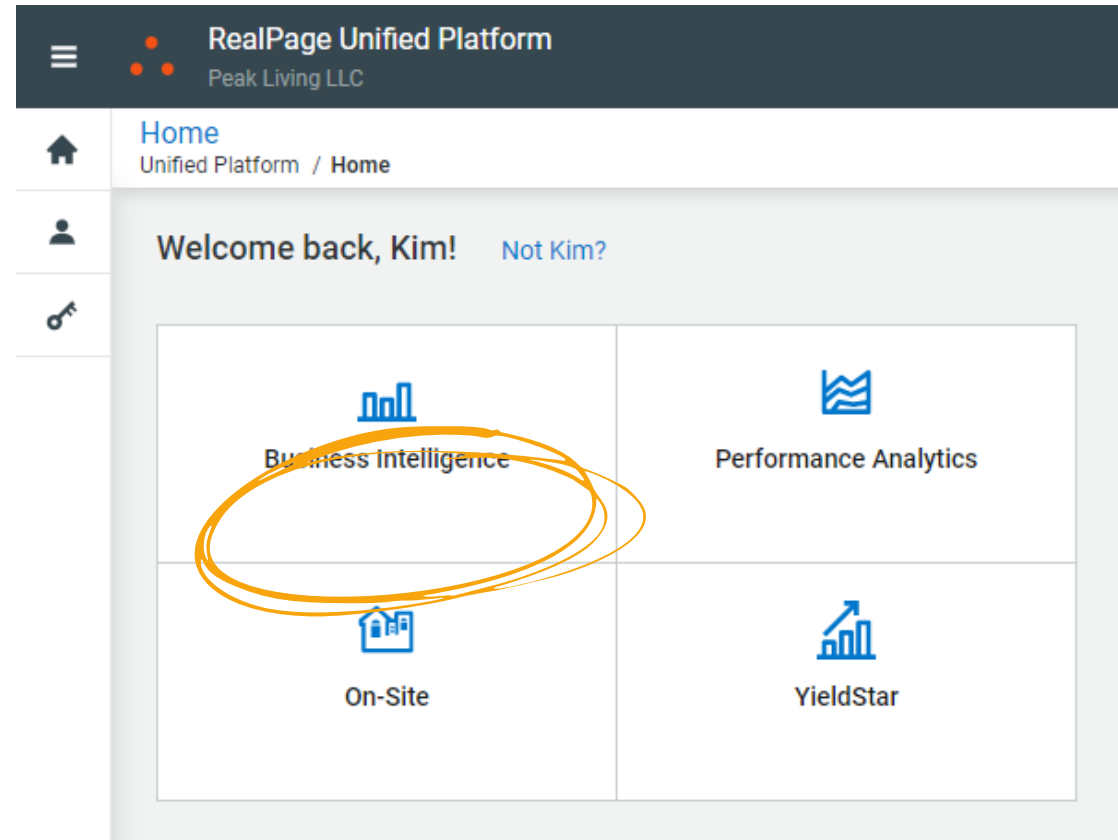
REALPAGE® Business Intelligence Dashboards

OUTPERFORM

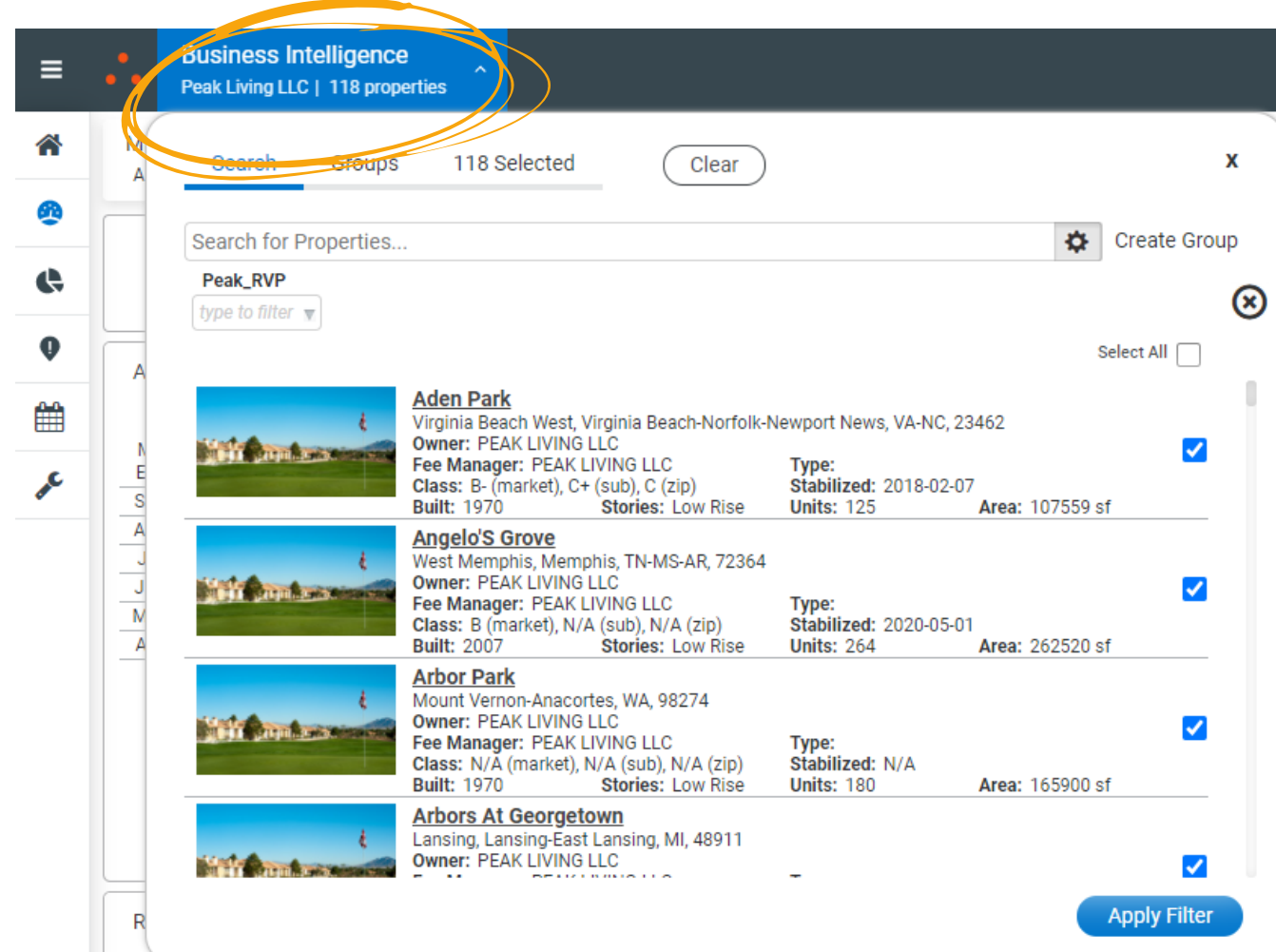
- Custom Peak Living Dashboards are available within Business Intelligence for easy reference and use. Additionally, use the Scorecard Report to quickly identify areas of opportunity for your communities.

Accessing Peak Living Dashboards

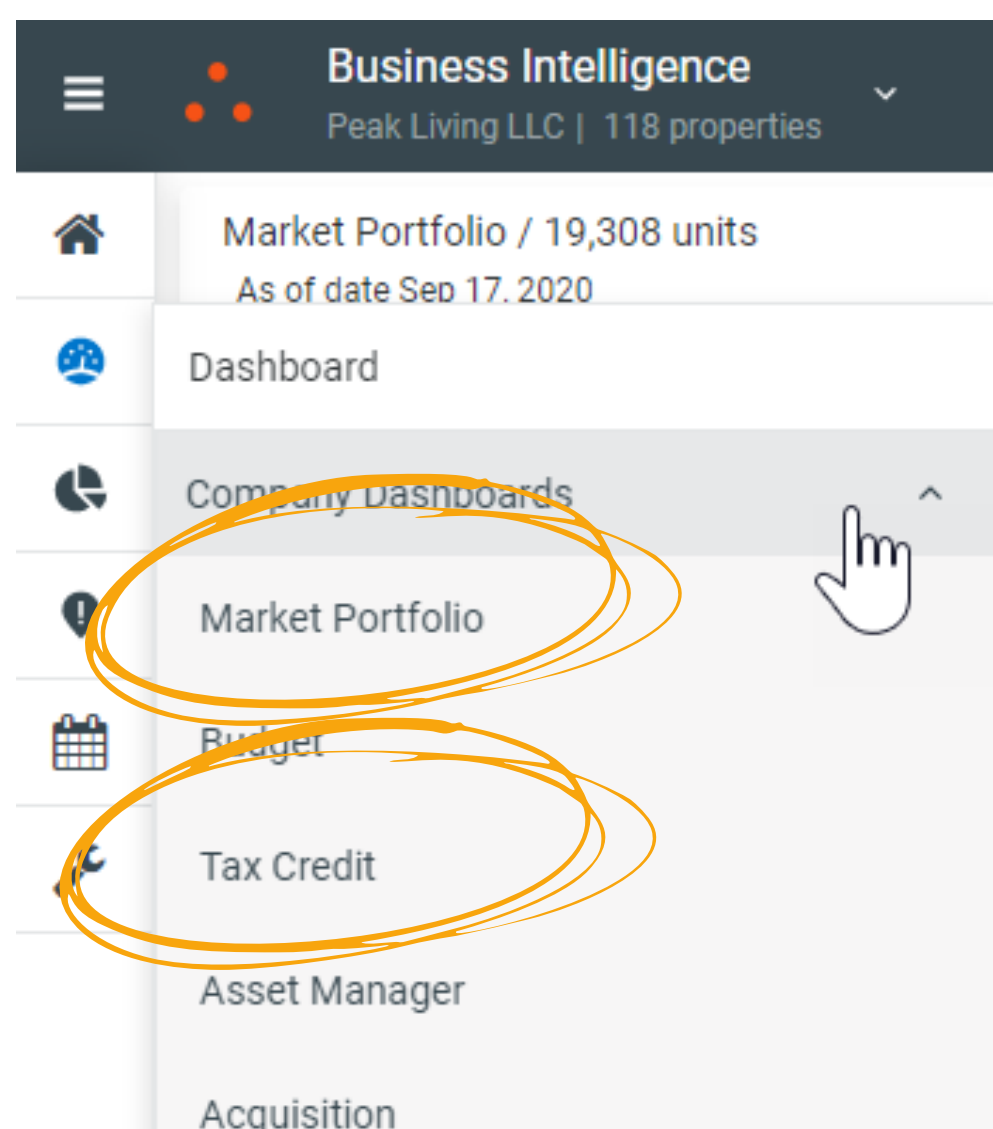
From www.realpage.com click on Business Intelligence



From top menu drop down, select the community(ies) to review and click Apply Filter.



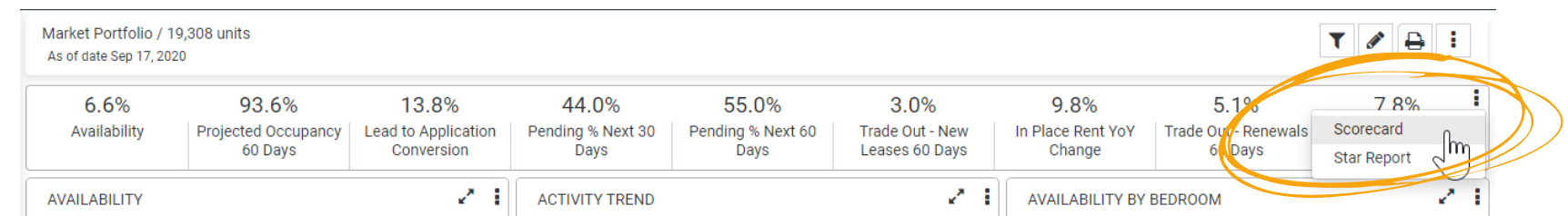
From the Dashboard, click Company Dashboards > Market or Tax Credit



While there are slight differences between the dashboards, both are designed to easily identify Peak Living Focus metrics. The Tax Credit Dashboard is Occupancy driven; the Market Dashboard is more Rent Growth focused. Both dashboards will focus on Retention and potential exposure through MTM leases and pending TBD.

Dashboard Scorecard Report

On far right side of dashboard, click the button with three dots to access a Scorecard Report, making it very easy to sort top to bottom and identify communities in your portfolio with specific concerns.



Use the arrows at the top of each column to easily sort information in ascending or descending order.

Availability	Projected Occupancy 60 Days	Lead to Application Conversion	Pending % Next 30 Days	Pending % Next 60 Days	Trade Out - New Leases 60 Days	In Place Rent YoY Change	Trade Out - Renewals 60 Days	Renewal In Place YoY Change
--------------	-----------------------------	--------------------------------	------------------------	------------------------	--------------------------------	--------------------------	------------------------------	-----------------------------

Information can easily be exported to Excel or PDF to share with your teams.



Peak Living Quarter 4 2020 Initiatives

- Lead to Application Conversion equal to or greater than 35%
- Pending TBD Next 30 days 5% or lower - all properties requiring a 60 day NTV should have expirations completed 30-days out
- Pending TBD Next 60 days 10% or lower
- MTM Leases not to exceed 10% of total unit count

Need Help?

Do not hesitate to reach out to Michelle Symonette through Microsoft Teams with any questions regarding Business Intelligence.